

# APEX™ SERIES

## 60" ROUND FLOOR TABLE

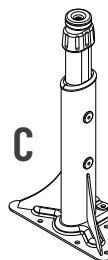
MADE BY  MARCO™



### FEATURES

- Top constructed of 1-1/8" particleboard with thermo-fused melamine surface on top and bottom
- 3mm PVC edge banding bonded with hot-melt adhesive
- Pre-drilled holes for easy leg assembly
- 1" 16-gauge square tubular steel stretcher attached to all tables 60" in length or longer
- Four 16-gauge steel legs mounted on a 12-gauge steel plate, fully coated with a durable powder coat finish
- Lower adjustable legs constructed of 16-gauge steel with a durable powder coat finish, tapped at 1" intervals for adjustment
- Nickel plated nylon swivel glides standard

MODEL	HEIGHT	WIDTH	DEPTH	WEIGHT	F.C.
38-2207-Cxx	12"-15"	60"	60"	n/a	125



Legs adjust from  
**12" - 15"**  
in 1-inch intervals



### TABLETOP LAMINATE OPTIONS

HPL (High Pressure Laminate) available upon request. Must order a minimum of 25 units in the same color.




### DRY ERASE LAMINATES



Dry erase laminates are only available with Black or Gray edgeband except for White Dry Erase HPL, which is available with all edgeband color options.

### EDGEBAND COLORS



### LEG COLOR



**LEAD-TIME:** All models and colors listed with (Standard) tops ship within 1-2 weeks. All models and colors listed with (Markerboard) or (HPL) tops ship within 2-4 weeks (HPL orders must have a minimum of 25 units in the same color). To ship in 1-2 weeks, all products on a purchase order must be 2-week lead-time models or less. If any item on a purchase order is not considered a 2-week lead-time item or less, the entire order will ship at the time the longest lead-time item is available. To ship in 2-4 weeks, all products on a purchase order must be 4-week lead-time models or less. If any item on a purchase order is not considered a 4-week lead-time item or less, the entire order will ship at the time the longest lead-time item is available.



# APEX™ SERIES

## 48" SQUARE FLOOR TABLE

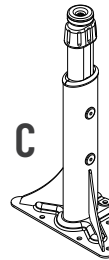
MADE BY  MARCO™



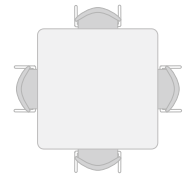
### FEATURES

- Top constructed of 1-1/8" particleboard with thermo-fused melamine surface on top and bottom
- 3mm PVC edge banding bonded with hot-melt adhesive
- Pre-drilled holes for easy leg assembly
- 1" 16-gauge square tubular steel stretcher attached to all tables 60" in length or longer
- Four 16-gauge steel legs mounted on a 12-gauge steel plate, fully coated with a durable powder coat finish
- Lower adjustable legs constructed of 16-gauge steel with a durable powder coat finish, tapped at 1" intervals for adjustment
- Nickel plated nylon swivel glides standard

MODEL	HEIGHT	WIDTH	DEPTH	WEIGHT	F.C.
38-2216-Cxx	12"-15"	48"	48"	91 lbs	175




Legs adjust from  
**12" - 15"**  
in 1-inch intervals



### TABLETOP LAMINATE OPTIONS

HPL (High Pressure Laminate) available upon request. Must order a minimum of 25 units in the same color.




### DRY ERASE LAMINATES



Dry erase laminates are only available with Black or Gray edgeband except for White Dry Erase HPL, which is available with all edgeband color options.

### EDGEBAND COLORS



### LEG COLOR



**LEAD-TIME:** All models and colors listed with (Standard) tops ship within 1-2 weeks. All models and colors listed with (Markerboard) or (HPL) tops ship within 2-4 weeks (HPL orders must have a minimum of 25 units in the same color). To ship in 1-2 weeks, all products on a purchase order must be 2-week lead-time models or less. If any item on a purchase order is not considered a 2-week lead-time item or less, the entire order will ship at the time the longest lead-time item is available. To ship in 2-4 weeks, all products on a purchase order must be 4-week lead-time models or less. If any item on a purchase order is not considered a 4-week lead-time item or less, the entire order will ship at the time the longest lead-time item is available.



5400 Doniphan Drive, Neosho, MO 64850 | (888) 627-2601 | [marcogroupinc.com](http://marcogroupinc.com)

# APEX™ SERIES RECTANGLE FLOOR TABLE (48"x 24")

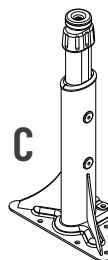
MADE BY  MARCO™



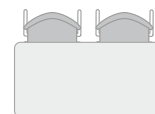
## FEATURES

- Top constructed of 1-1/8" particleboard with thermo-fused melamine surface on top and bottom
- 3mm PVC edge banding bonded with hot-melt adhesive
- Pre-drilled holes for easy leg assembly
- 1" 16-gauge square tubular steel stretcher attached to all tables 60" in length or longer
- Four 16-gauge steel legs mounted on a 12-gauge steel plate, fully coated with a durable powder coat finish
- Lower adjustable legs constructed of 16-gauge steel with a durable powder coat finish, tapped at 1" intervals for adjustment
- Nickel plated nylon swivel glides standard

MODEL	HEIGHT	WIDTH	DEPTH	WEIGHT	F.C.
38-2226-Cxx	12"-15"	48"	24"	55 lbs	125



Legs adjust from  
**12" - 15"**  
in 1-inch intervals



## TABLETOP LAMINATE OPTIONS

HPL (High Pressure Laminate) available upon request. Must order a minimum of 25 units in the same color.




## DRY ERASE LAMINATES



Dry erase laminates are only available with Black or Gray edgeband except for White Dry Erase HPL, which is available with all edgeband color options.

## EDGEBAND COLORS



## LEG COLOR



**LEAD-TIME:** All models and colors listed with (Standard) tops ship within 1-2 weeks. All models and colors listed with (Markerboard) or (HPL) tops ship within 2-4 weeks (HPL orders must have a minimum of 25 units in the same color). To ship in 1-2 weeks, all products on a purchase order must be 2-week lead-time models or less. If any item on a purchase order is not considered a 2-week lead-time item or less, the entire order will ship at the time the longest lead-time item is available. To ship in 2-4 weeks, all products on a purchase order must be 4-week lead-time models or less. If any item on a purchase order is not considered a 4-week lead-time item or less, the entire order will ship at the time the longest lead-time item is available.

 **MADE BY MARCO**  
Tabletops made in USA

 **10 YEAR GUARANTEE**



# APEX™ SERIES RECTANGLE FLOOR TABLE (60"x 24")

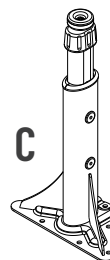
MADE BY  MARCO™



## FEATURES

- Top constructed of 1-1/8" particleboard with thermo-fused melamine surface on top and bottom
- 3mm PVC edge banding bonded with hot-melt adhesive
- Pre-drilled holes for easy leg assembly
- 1" 16-gauge square tubular steel stretcher attached to all tables 60" in length or longer
- Four 16-gauge steel legs mounted on a 12-gauge steel plate, fully coated with a durable powder coat finish
- Lower adjustable legs constructed of 16-gauge steel with a durable powder coat finish, tapped at 1" intervals for adjustment
- Nickel plated nylon swivel glides standard

MODEL	HEIGHT	WIDTH	DEPTH	WEIGHT	F.C.
38-2228-Cxx	12"-15"	60"	24"	68 lbs	125




Legs adjust from  
**12" - 15"**  
in 1-inch intervals



## TABLETOP LAMINATE OPTIONS

HPL (High Pressure Laminate) available upon request. Must order a minimum of 25 units in the same color.




## DRY ERASE LAMINATES



Dry erase laminates are only available with Black or Gray edgeband except for White Dry Erase HPL, which is available with all edgeband color options.

## EDGEBAND COLORS



## LEG COLOR



**LEAD-TIME:** All models and colors listed with (Standard) tops ship within 1-2 weeks. All models and colors listed with (Markerboard) or (HPL) tops ship within 2-4 weeks (HPL orders must have a minimum of 25 units in the same color). To ship in 1-2 weeks, all products on a purchase order must be 2-week lead-time models or less. If any item on a purchase order is not considered a 2-week lead-time item or less, the entire order will ship at the time the longest lead-time item is available. To ship in 2-4 weeks, all products on a purchase order must be 4-week lead-time models or less. If any item on a purchase order is not considered a 4-week lead-time item or less, the entire order will ship at the time the longest lead-time item is available.





# APEX™ SERIES RECTANGLE FLOOR TABLE (72"x 24")

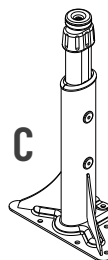
MADE BY  MARCO™



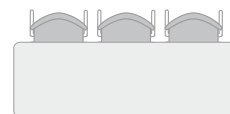
## FEATURES

- Top constructed of 1-1/8" particleboard with thermo-fused melamine surface on top and bottom
- 3mm PVC edge banding bonded with hot-melt adhesive
- Pre-drilled holes for easy leg assembly
- 1" 16-gauge square tubular steel stretcher attached to all tables 60" in length or longer
- Four 16-gauge steel legs mounted on a 12-gauge steel plate, fully coated with a durable powder coat finish
- Lower adjustable legs constructed of 16-gauge steel with a durable powder coat finish, tapped at 1" intervals for adjustment
- Nickel plated nylon swivel glides standard

MODEL	HEIGHT	WIDTH	DEPTH	WEIGHT	F.C.
38-2230-Cxx	12"-15"	72"	24"	77 lbs	125



Legs adjust from  
**12" - 15"**  
in 1-inch intervals



## TABLETOP LAMINATE OPTIONS

HPL (High Pressure Laminate) available upon request. Must order a minimum of 25 units in the same color.



## DRY ERASE LAMINATES



Dry erase laminates are only available with Black or Gray edgeband except for White Dry Erase HPL, which is available with all edgeband color options.

## EDGEBAND COLORS



## LEG COLOR



**LEAD-TIME:** All models and colors listed with (Standard) tops ship within 1-2 weeks. All models and colors listed with (Markerboard) or (HPL) tops ship within 2-4 weeks (HPL orders must have a minimum of 25 units in the same color). To ship in 1-2 weeks, all products on a purchase order must be 2-week lead-time models or less. If any item on a purchase order is not considered a 2-week lead-time item or less, the entire order will ship at the time the longest lead-time item is available. To ship in 2-4 weeks, all products on a purchase order must be 4-week lead-time models or less. If any item on a purchase order is not considered a 4-week lead-time item or less, the entire order will ship at the time the longest lead-time item is available.



# APEX™ SERIES RECTANGLE FLOOR TABLE (48"x 30")

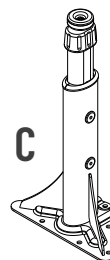
MADE BY  MARCO™



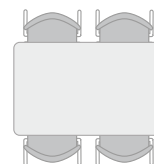
## FEATURES

- Top constructed of 1-1/8" particleboard with thermo-fused melamine surface on top and bottom
- 3mm PVC edge banding bonded with hot-melt adhesive
- Pre-drilled holes for easy leg assembly
- 1" 16-gauge square tubular steel stretcher attached to all tables 60" in length or longer
- Four 16-gauge steel legs mounted on a 12-gauge steel plate, fully coated with a durable powder coat finish
- Lower adjustable legs constructed of 16-gauge steel with a durable powder coat finish, tapped at 1" intervals for adjustment
- Nickel plated nylon swivel glides standard

MODEL	HEIGHT	WIDTH	DEPTH	WEIGHT	F.C.
38-2236-Cxx	12"-15"	48"	30"	63 lbs	125



Legs adjust from  
**12" - 15"**  
in 1-inch intervals



## TABLETOP LAMINATE OPTIONS

HPL (High Pressure Laminate) available upon request. Must order a minimum of 25 units in the same color.



## DRY ERASE LAMINATES



Dry erase laminates are only available with Black or Gray edgeband except for White Dry Erase HPL, which is available with all edgeband color options.

## EDGEBAND COLORS



## LEG COLOR



**LEAD-TIME:** All models and colors listed with (Standard) tops ship within 1-2 weeks. All models and colors listed with (Markerboard) or (HPL) tops ship within 2-4 weeks (HPL orders must have a minimum of 25 units in the same color). To ship in 1-2 weeks, all products on a purchase order must be 2-week lead-time models or less. If any item on a purchase order is not considered a 2-week lead-time item or less, the entire order will ship at the time the longest lead-time item is available. To ship in 2-4 weeks, all products on a purchase order must be 4-week lead-time models or less. If any item on a purchase order is not considered a 4-week lead-time item or less, the entire order will ship at the time the longest lead-time item is available.



# APEX™ SERIES RECTANGLE FLOOR TABLE (60"x 30")

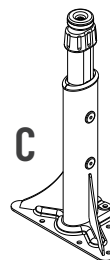
MADE BY  MARCO™



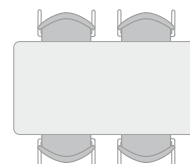
## FEATURES

- Top constructed of 1-1/8" particleboard with thermo-fused melamine surface on top and bottom
- 3mm PVC edge banding bonded with hot-melt adhesive
- Pre-drilled holes for easy leg assembly
- 1" 16-gauge square tubular steel stretcher attached to all tables 60" in length or longer
- Four 16-gauge steel legs mounted on a 12-gauge steel plate, fully coated with a durable powder coat finish
- Lower adjustable legs constructed of 16-gauge steel with a durable powder coat finish, tapped at 1" intervals for adjustment
- Nickel plated nylon swivel glides standard

MODEL	HEIGHT	WIDTH	DEPTH	WEIGHT	F.C.
38-2237-Cxx	12"-15"	60"	30"	79 lbs	125




Legs adjust from  
**12" - 15"**  
in 1-inch intervals



## TABLETOP LAMINATE OPTIONS

HPL (High Pressure Laminate) available upon request. Must order a minimum of 25 units in the same color.



## DRY ERASE LAMINATES



Dry erase laminates are only available with Black or Gray edgeband except for White Dry Erase HPL, which is available with all edgeband color options.

## EDGE BAND COLORS



## LEG COLOR



**LEAD-TIME:** All models and colors listed with (Standard) tops ship within 1-2 weeks. All models and colors listed with (Markerboard) or (HPL) tops ship within 2-4 weeks (HPL orders must have a minimum of 25 units in the same color). To ship in 1-2 weeks, all products on a purchase order must be 2-week lead-time models or less. If any item on a purchase order is not considered a 2-week lead-time item or less, the entire order will ship at the time the longest lead-time item is available. To ship in 2-4 weeks, all products on a purchase order must be 4-week lead-time models or less. If any item on a purchase order is not considered a 4-week lead-time item or less, the entire order will ship at the time the longest lead-time item is available.

 **MADE BY MARCO**  
Tabletops made in USA

 **10 YEAR GUARANTEE**



# APEX™ SERIES RECTANGLE FLOOR TABLE (72"x 30")

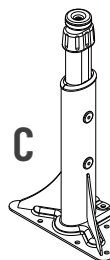
MADE BY  MARCO™



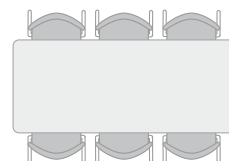
## FEATURES

- Top constructed of 1-1/8" particleboard with thermo-fused melamine surface on top and bottom
- 3mm PVC edge banding bonded with hot-melt adhesive
- Pre-drilled holes for easy leg assembly
- 1" 16-gauge square tubular steel stretcher attached to all tables 60" in length or longer
- Four 16-gauge steel legs mounted on a 12-gauge steel plate, fully coated with a durable powder coat finish
- Lower adjustable legs constructed of 16-gauge steel with a durable powder coat finish, tapped at 1" intervals for adjustment
- Nickel plated nylon swivel glides standard

MODEL	HEIGHT	WIDTH	DEPTH	WEIGHT	F.C.
38-2238-Cxx	12"-15"	72"	30"	91 lbs	125



Legs adjust from  
**12" - 15"**  
in 1-inch intervals



## TABLETOP LAMINATE OPTIONS

HPL (High Pressure Laminate) available upon request. Must order a minimum of 25 units in the same color.




## DRY ERASE LAMINATES



Dry erase laminates are only available with Black or Gray edgeband except for White Dry Erase HPL, which is available with all edgeband color options.

## EDGE BAND COLORS



## LEG COLOR



**LEAD-TIME:** All models and colors listed with (Standard) tops ship within 1-2 weeks. All models and colors listed with (Markerboard) or (HPL) tops ship within 2-4 weeks (HPL orders must have a minimum of 25 units in the same color). To ship in 1-2 weeks, all products on a purchase order must be 2-week lead-time models or less. If any item on a purchase order is not considered a 2-week lead-time item or less, the entire order will ship at the time the longest lead-time item is available. To ship in 2-4 weeks, all products on a purchase order must be 4-week lead-time models or less. If any item on a purchase order is not considered a 4-week lead-time item or less, the entire order will ship at the time the longest lead-time item is available.

 **MADE BY MARCO**  
Tabletops made in USA

 **10 YEAR GUARANTEE**



# APEX™ SERIES

## 36" ROUND FLOOR TABLE

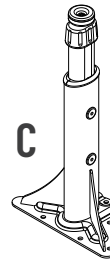
MADE BY  MARCO™



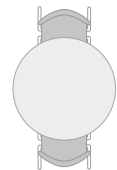
### FEATURES

- Top constructed of 1-1/8" particleboard with thermo-fused melamine surface on top and bottom
- 3mm PVC edge banding bonded with hot-melt adhesive
- Pre-drilled holes for easy leg assembly
- 1" 16-gauge square tubular steel stretcher attached to all tables 60" in length or longer
- Four 16-gauge steel legs mounted on a 12-gauge steel plate, fully coated with a durable powder coat finish
- Lower adjustable legs constructed of 16-gauge steel with a durable powder coat finish, tapped at 1" intervals for adjustment
- Nickel plated nylon swivel glides standard

MODEL	HEIGHT	WIDTH	DEPTH	WEIGHT	F.C.
38-2244-Cxx	12"-15"	36"	36"	51 lbs	125




Legs adjust from  
**12" - 15"**  
in 1-inch intervals



### TABLETOP LAMINATE OPTIONS

HPL (High Pressure Laminate) available upon request. Must order a minimum of 25 units in the same color.




### DRY ERASE LAMINATES



Dry erase laminates are only available with Black or Gray edgeband except for White Dry Erase HPL, which is available with all edgeband color options.

### EDGEBAND COLORS



### LEG COLOR



**LEAD-TIME:** All models and colors listed with (Standard) tops ship within 1-2 weeks. All models and colors listed with (Markerboard) or (HPL) tops ship within 2-4 weeks (HPL orders must have a minimum of 25 units in the same color). To ship in 1-2 weeks, all products on a purchase order must be 2-week lead-time models or less. If any item on a purchase order is not considered a 2-week lead-time item or less, the entire order will ship at the time the longest lead-time item is available. To ship in 2-4 weeks, all products on a purchase order must be 4-week lead-time models or less. If any item on a purchase order is not considered a 4-week lead-time item or less, the entire order will ship at the time the longest lead-time item is available.





# APEX™ SERIES

## RECTANGLE FLOOR TABLE (60"x 36")

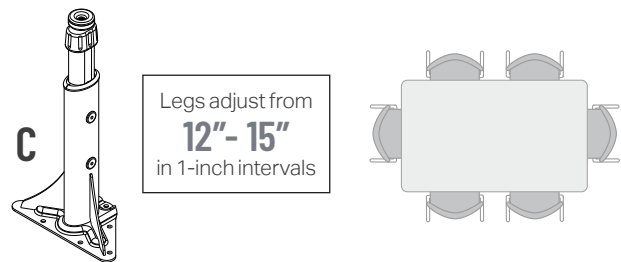
MADE BY  MARCO™



### FEATURES

- Top constructed of 1-1/8" particleboard with thermo-fused melamine surface on top and bottom
- 3mm PVC edge banding bonded with hot-melt adhesive
- Pre-drilled holes for easy leg assembly
- 1" 16-gauge square tubular steel stretcher attached to all tables 60" in length or longer
- Four 16-gauge steel legs mounted on a 12-gauge steel plate, fully coated with a durable powder coat finish
- Lower adjustable legs constructed of 16-gauge steel with a durable powder coat finish, tapped at 1" intervals for adjustment
- Nickel plated nylon swivel glides standard

MODEL	HEIGHT	WIDTH	DEPTH	WEIGHT	F.C.
38-2247-Cxx	12"-15"	60"	36"	90 lbs	125



### TABLETOP LAMINATE OPTIONS

HPL (High Pressure Laminate) available upon request. Must order a minimum of 25 units in the same color.



### DRY ERASE LAMINATES



Dry erase laminates are only available with Black or Gray edgeband except for White Dry Erase HPL, which is available with all edgeband color options.

### EDGEBAND COLORS



### LEG COLOR



**LEAD-TIME:** All models and colors listed with (Standard) tops ship within 1-2 weeks. All models and colors listed with (Markerboard) or (HPL) tops ship within 2-4 weeks (HPL orders must have a minimum of 25 units in the same color). To ship in 1-2 weeks, all products on a purchase order must be 2-week lead-time models or less. If any item on a purchase order is not considered a 2-week lead-time item or less, the entire order will ship at the time the longest lead-time item is available. To ship in 2-4 weeks, all products on a purchase order must be 4-week lead-time models or less. If any item on a purchase order is not considered a 4-week lead-time item or less, the entire order will ship at the time the longest lead-time item is available.



# APEX™ SERIES RECTANGLE FLOOR TABLE (72"x 36")

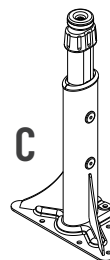
MADE BY  MARCO™



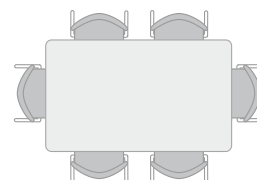
## FEATURES

- Top constructed of 1-1/8" particleboard with thermo-fused melamine surface on top and bottom
- 3mm PVC edge banding bonded with hot-melt adhesive
- Pre-drilled holes for easy leg assembly
- 1" 16-gauge square tubular steel stretcher attached to all tables 60" in length or longer
- Four 16-gauge steel legs mounted on a 12-gauge steel plate, fully coated with a durable powder coat finish
- Lower adjustable legs constructed of 16-gauge steel with a durable powder coat finish, tapped at 1" intervals for adjustment
- Nickel plated nylon swivel glides standard

MODEL	HEIGHT	WIDTH	DEPTH	WEIGHT	F.C.
38-2248-Cxx	12"-15"	72"	36"	100 lbs	175



Legs adjust from  
**12" - 15"**  
in 1-inch intervals



## TABLETOP LAMINATE OPTIONS

HPL (High Pressure Laminate) available upon request. Must order a minimum of 25 units in the same color.



## DRY ERASE LAMINATES



Dry erase laminates are only available with Black or Gray edgeband except for White Dry Erase HPL, which is available with all edgeband color options.

## EDGEBAND COLORS



## LEG COLOR



**LEAD-TIME:** All models and colors listed with (Standard) tops ship within 1-2 weeks. All models and colors listed with (Markerboard) or (HPL) tops ship within 2-4 weeks (HPL orders must have a minimum of 25 units in the same color). To ship in 1-2 weeks, all products on a purchase order must be 2-week lead-time models or less. If any item on a purchase order is not considered a 2-week lead-time item or less, the entire order will ship at the time the longest lead-time item is available. To ship in 2-4 weeks, all products on a purchase order must be 4-week lead-time models or less. If any item on a purchase order is not considered a 4-week lead-time item or less, the entire order will ship at the time the longest lead-time item is available.



# APEX™ SERIES

## DELTA FLOOR TABLE

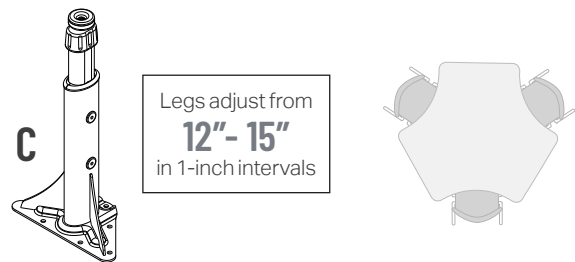
MADE BY  MARCO™



### FEATURES

- Top constructed of 1-1/8" particleboard with thermo-fused melamine surface on top and bottom
- 3mm PVC edge banding bonded with hot-melt adhesive
- Pre-drilled holes for easy leg assembly
- 1" 16-gauge square tubular steel stretcher attached to all tables 60" in length or longer
- Four 16-gauge steel legs mounted on a 12-gauge steel plate, fully coated with a durable powder coat finish
- Lower adjustable legs constructed of 16-gauge steel with a durable powder coat finish, tapped at 1" intervals for adjustment
- Nickel plated nylon swivel glides standard

MODEL	HEIGHT	WIDTH	DEPTH	WEIGHT	F.C.
38-2251-Cxx	12"-15"	60"	60"	91 lbs	250



### TABLETOP LAMINATE OPTIONS

HPL (High Pressure Laminate) available upon request. Must order a minimum of 25 units in the same color.



### DRY ERASE LAMINATES



### EDGE BAND COLORS



### LEG COLOR



Dry erase laminates are only available with Black or Gray edgeband except for White Dry Erase HPL, which is available with all edgeband color options.

**LEAD-TIME:** All models and colors listed with (Standard) tops ship within 1-2 weeks. All models and colors listed with (Markerboard) or (HPL) tops ship within 2-4 weeks (HPL orders must have a minimum of 25 units in the same color). To ship in 1-2 weeks, all products on a purchase order must be 2-week lead-time models or less. If any item on a purchase order is not considered a 2-week lead-time item or less, the entire order will ship at the time the longest lead-time item is available. To ship in 2-4 weeks, all products on a purchase order must be 4-week lead-time models or less. If any item on a purchase order is not considered a 4-week lead-time item or less, the entire order will ship at the time the longest lead-time item is available.



# APEX™ SERIES

## WAVE HALF ROUND FLOOR TABLE

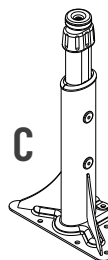
MADE BY  MARCO™



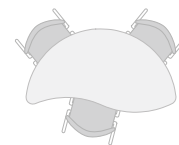
### FEATURES

- Top constructed of 1-1/8" particleboard with thermo-fused melamine surface on top and bottom
- 3mm PVC edge banding bonded with hot-melt adhesive
- Pre-drilled holes for easy leg assembly
- 1" 16-gauge square tubular steel stretcher attached to all tables 60" in length or longer
- Four 16-gauge steel legs mounted on a 12-gauge steel plate, fully coated with a durable powder coat finish
- Lower adjustable legs constructed of 16-gauge steel with a durable powder coat finish, tapped at 1" intervals for adjustment
- Nickel plated nylon swivel glides standard

MODEL	HEIGHT	WIDTH	DEPTH	WEIGHT	F.C.
38-2252-Cxx	12"-15"	54"	30"	56 lbs	175



Legs adjust from  
**12" - 15"**  
in 1-inch intervals



### TABLETOP LAMINATE OPTIONS

HPL (High Pressure Laminate) available upon request. Must order a minimum of 25 units in the same color.



### DRY ERASE LAMINATES



Dry erase laminates are only available with Black or Gray edgeband except for White Dry Erase HPL, which is available with all edgeband color options.

### EDGEBAND COLORS



### LEG COLOR



**LEAD-TIME:** All models and colors listed with (Standard) tops ship within 1-2 weeks. All models and colors listed with (Markerboard) or (HPL) tops ship within 2-4 weeks (HPL orders must have a minimum of 25 units in the same color). To ship in 1-2 weeks, all products on a purchase order must be 2-week lead-time models or less. If any item on a purchase order is not considered a 2-week lead-time item or less, the entire order will ship at the time the longest lead-time item is available. To ship in 2-4 weeks, all products on a purchase order must be 4-week lead-time models or less. If any item on a purchase order is not considered a 4-week lead-time item or less, the entire order will ship at the time the longest lead-time item is available.



# APEX™ SERIES

## HEXAGON FLOOR TABLE (48"x 54.5")

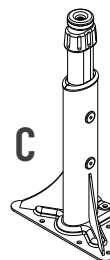
MADE BY  MARCO™



### FEATURES

- Top constructed of 1-1/8" particleboard with thermo-fused melamine surface on top and bottom
- 3mm PVC edge banding bonded with hot-melt adhesive
- Pre-drilled holes for easy leg assembly
- 1" 16-gauge square tubular steel stretcher attached to all tables 60" in length or longer
- Four 16-gauge steel legs mounted on a 12-gauge steel plate, fully coated with a durable powder coat finish
- Lower adjustable legs constructed of 16-gauge steel with a durable powder coat finish, tapped at 1" intervals for adjustment
- Nickel plated nylon swivel glides standard

MODEL	HEIGHT	WIDTH	DEPTH	WEIGHT	F.C.
38-2254-Cxx	12"-15"	48"	54.5"	n/a	175



Legs adjust from  
**12" - 15"**  
in 1-inch intervals

### TABLETOP LAMINATE OPTIONS

HPL (High Pressure Laminate) available upon request. Must order a minimum of 25 units in the same color.



### DRY ERASE LAMINATES



Dry erase laminates are only available with Black or Gray edgeband except for White Dry Erase HPL, which is available with all edgeband color options.

### EDGEBAND COLORS



### LEG COLOR



**LEAD-TIME:** All models and colors listed with (Standard) tops ship within 1-2 weeks. All models and colors listed with (Markerboard) or (HPL) tops ship within 2-4 weeks (HPL orders must have a minimum of 25 units in the same color). To ship in 1-2 weeks, all products on a purchase order must be 2-week lead-time models or less. If any item on a purchase order is not considered a 2-week lead-time item or less, the entire order will ship at the time the longest lead-time item is available. To ship in 2-4 weeks, all products on a purchase order must be 4-week lead-time models or less. If any item on a purchase order is not considered a 4-week lead-time item or less, the entire order will ship at the time the longest lead-time item is available.





# APEX™ SERIES

## WAVE FLOOR TABLE (54"x 30")

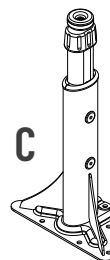
MADE BY  MARCO™



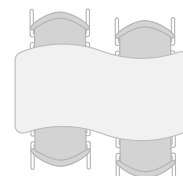
### FEATURES

- Top constructed of 1-1/8" particleboard with thermo-fused melamine surface on top and bottom
- 3mm PVC edge banding bonded with hot-melt adhesive
- Pre-drilled holes for easy leg assembly
- 1" 16-gauge square tubular steel stretcher attached to all tables 60" in length or longer
- Four 16-gauge steel legs mounted on a 12-gauge steel plate, fully coated with a durable powder coat finish
- Lower adjustable legs constructed of 16-gauge steel with a durable powder coat finish, tapped at 1" intervals for adjustment
- Nickel plated nylon swivel glides standard

MODEL	HEIGHT	WIDTH	DEPTH	WEIGHT	F.C.
38-2258-Cxx	12"-15"	54"	30"	70 lbs	125



Legs adjust from  
**12" - 15"**  
in 1-inch intervals



### TABLETOP LAMINATE OPTIONS

HPL (High Pressure Laminate) available upon request. Must order a minimum of 25 units in the same color.



### DRY ERASE LAMINATES



Dry erase laminates are only available with Black or Gray edgeband except for White Dry Erase HPL, which is available with all edgeband color options.

### EDGEBAND COLORS



### LEG COLOR



**LEAD-TIME:** All models and colors listed with (Standard) tops ship within 1-2 weeks. All models and colors listed with (Markerboard) or (HPL) tops ship within 2-4 weeks (HPL orders must have a minimum of 25 units in the same color). To ship in 1-2 weeks, all products on a purchase order must be 2-week lead-time models or less. If any item on a purchase order is not considered a 2-week lead-time item or less, the entire order will ship at the time the longest lead-time item is available. To ship in 2-4 weeks, all products on a purchase order must be 4-week lead-time models or less. If any item on a purchase order is not considered a 4-week lead-time item or less, the entire order will ship at the time the longest lead-time item is available.



# APEX™ SERIES

## 48" ROUND FLOOR TABLE

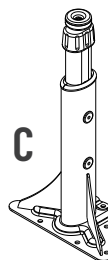
MADE BY  MARCO™



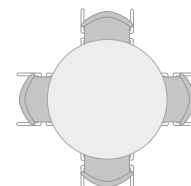
### FEATURES

- Top constructed of 1-1/8" particleboard with thermo-fused melamine surface on top and bottom
- 3mm PVC edge banding bonded with hot-melt adhesive
- Pre-drilled holes for easy leg assembly
- 1" 16-gauge square tubular steel stretcher attached to all tables 60" in length or longer
- Four 16-gauge steel legs mounted on a 12-gauge steel plate, fully coated with a durable powder coat finish
- Lower adjustable legs constructed of 16-gauge steel with a durable powder coat finish, tapped at 1" intervals for adjustment
- Nickel plated nylon swivel glides standard

MODEL	HEIGHT	WIDTH	DEPTH	WEIGHT	F.C.
38-2266-Cxx	12"-15"	48"	48"	78 lbs	175



Legs adjust from  
**12" - 15"**  
in 1-inch intervals



### TABLETOP LAMINATE OPTIONS

HPL (High Pressure Laminate) available upon request. Must order a minimum of 25 units in the same color.



### DRY ERASE LAMINATES



Dry erase laminates are only available with Black or Gray edgeband except for White Dry Erase HPL, which is available with all edgeband color options.

### EDGE BAND COLORS



### LEG COLOR



**LEAD-TIME:** All models and colors listed with (Standard) tops ship within 1-2 weeks. All models and colors listed with (Markerboard) or (HPL) tops ship within 2-4 weeks (HPL orders must have a minimum of 25 units in the same color). To ship in 1-2 weeks, all products on a purchase order must be 2-week lead-time models or less. If any item on a purchase order is not considered a 2-week lead-time item or less, the entire order will ship at the time the longest lead-time item is available. To ship in 2-4 weeks, all products on a purchase order must be 4-week lead-time models or less. If any item on a purchase order is not considered a 4-week lead-time item or less, the entire order will ship at the time the longest lead-time item is available.



# APEX™ SERIES

## KIDNEY FLOOR TABLE (72"x 48")

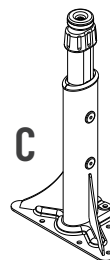
MADE BY  MARCO™



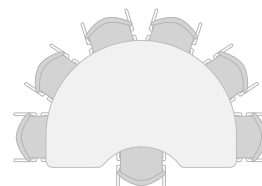
### FEATURES

- Top constructed of 1-1/8" particleboard with thermo-fused melamine surface on top and bottom
- 3mm PVC edge banding bonded with hot-melt adhesive
- Pre-drilled holes for easy leg assembly
- 1" 16-gauge square tubular steel stretcher attached to all tables 60" in length or longer
- Four 16-gauge steel legs mounted on a 12-gauge steel plate, fully coated with a durable powder coat finish
- Lower adjustable legs constructed of 16-gauge steel with a durable powder coat finish, tapped at 1" intervals for adjustment
- Nickel plated nylon swivel glides standard

MODEL	HEIGHT	WIDTH	DEPTH	WEIGHT	F.C.
38-2268-Cxx	12"-15"	72"	48"	110 lbs	175



Legs adjust from  
**12" - 15"**  
in 1-inch intervals



### TABLETOP LAMINATE OPTIONS

HPL (High Pressure Laminate) available upon request. Must order a minimum of 25 units in the same color.



### DRY ERASE LAMINATES



Dry erase laminates are only available with Black or Gray edgeband except for White Dry Erase HPL, which is available with all edgeband color options.

### EDGEBAND COLORS



### LEG COLOR




**LEAD-TIME:** All models and colors listed with (Standard) tops ship within 1-2 weeks. All models and colors listed with (Markerboard) or (HPL) tops ship within 2-4 weeks (HPL orders must have a minimum of 25 units in the same color). To ship in 1-2 weeks, all products on a purchase order must be 2-week lead-time models or less. If any item on a purchase order is not considered a 2-week lead-time item or less, the entire order will ship at the time the longest lead-time item is available. To ship in 2-4 weeks, all products on a purchase order must be 4-week lead-time models or less. If any item on a purchase order is not considered a 4-week lead-time item or less, the entire order will ship at the time the longest lead-time item is available.



# APEX™ SERIES

## HORSESHOE FLOOR TABLE (66"x 60")

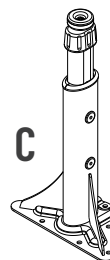
MADE BY  MARCO™



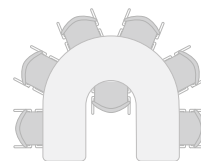
### FEATURES

- Top constructed of 1-1/8" particleboard with thermo-fused melamine surface on top and bottom
- 3mm PVC edge banding bonded with hot-melt adhesive
- Pre-drilled holes for easy leg assembly
- 1" 16-gauge square tubular steel stretcher attached to all tables 60" in length or longer
- Four 16-gauge steel legs mounted on a 12-gauge steel plate, fully coated with a durable powder coat finish
- Lower adjustable legs constructed of 16-gauge steel with a durable powder coat finish, tapped at 1" intervals for adjustment
- Nickel plated nylon swivel glides standard

MODEL	HEIGHT	WIDTH	DEPTH	WEIGHT	F.C.
38-2270-Cxx	12"-15"	66"	60"	111 lbs	175



Legs adjust from  
**12" - 15"**  
in 1-inch intervals



### TABLETOP LAMINATE OPTIONS

HPL (High Pressure Laminate) available upon request. Must order a minimum of 25 units in the same color.



### DRY ERASE LAMINATES



Dry erase laminates are only available with Black or Gray edgeband except for White Dry Erase HPL, which is available with all edgeband color options.

### EDGEBAND COLORS



### LEG COLOR



**LEAD-TIME:** All models and colors listed with (Standard) tops ship within 1-2 weeks. All models and colors listed with (Markerboard) or (HPL) tops ship within 2-4 weeks (HPL orders must have a minimum of 25 units in the same color). To ship in 1-2 weeks, all products on a purchase order must be 2-week lead-time models or less. If any item on a purchase order is not considered a 2-week lead-time item or less, the entire order will ship at the time the longest lead-time item is available. To ship in 2-4 weeks, all products on a purchase order must be 4-week lead-time models or less. If any item on a purchase order is not considered a 4-week lead-time item or less, the entire order will ship at the time the longest lead-time item is available.



# APEX™ SERIES

## TRAPEZOID FLOOR TABLE (48"x 24")

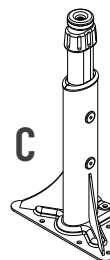
MADE BY  MARCO™



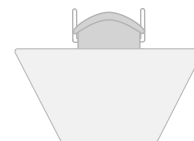
### FEATURES

- Top constructed of 1-1/8" particleboard with thermo-fused melamine surface on top and bottom
- 3mm PVC edge banding bonded with hot-melt adhesive
- Pre-drilled holes for easy leg assembly
- 1" 16-gauge square tubular steel stretcher attached to all tables 60" in length or longer
- Four 16-gauge steel legs mounted on a 12-gauge steel plate, fully coated with a durable powder coat finish
- Lower adjustable legs constructed of 16-gauge steel with a durable powder coat finish, tapped at 1" intervals for adjustment
- Nickel plated nylon swivel glides standard

MODEL	HEIGHT	WIDTH	DEPTH	WEIGHT	F.C.
38-2276-Cxx	17"-24"	48"	24"	48 lbs	175



Legs adjust from  
**12" - 15"**  
in 1-inch intervals



### TABLETOP LAMINATE OPTIONS

HPL (High Pressure Laminate) available upon request. Must order a minimum of 25 units in the same color.



### DRY ERASE LAMINATES



Dry erase laminates are only available with Black or Gray edgeband except for White Dry Erase HPL, which is available with all edgeband color options.

### EDGE BAND COLORS



### LEG COLOR



**LEAD-TIME:** All models and colors listed with (Standard) tops ship within 1-2 weeks. All models and colors listed with (Markerboard) or (HPL) tops ship within 2-4 weeks (HPL orders must have a minimum of 25 units in the same color). To ship in 1-2 weeks, all products on a purchase order must be 2-week lead-time models or less. If any item on a purchase order is not considered a 2-week lead-time item or less, the entire order will ship at the time the longest lead-time item is available. To ship in 2-4 weeks, all products on a purchase order must be 4-week lead-time models or less. If any item on a purchase order is not considered a 4-week lead-time item or less, the entire order will ship at the time the longest lead-time item is available.





# APEX™ SERIES

## TRAPEZOID FLOOR TABLE (60"x 30")

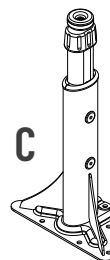
MADE BY  MARCO™



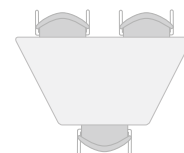
### FEATURES

- Top constructed of 1-1/8" particleboard with thermo-fused melamine surface on top and bottom
- 3mm PVC edge banding bonded with hot-melt adhesive
- Pre-drilled holes for easy leg assembly
- 1" 16-gauge square tubular steel stretcher attached to all tables 60" in length or longer
- Four 16-gauge steel legs mounted on a 12-gauge steel plate, fully coated with a durable powder coat finish
- Lower adjustable legs constructed of 16-gauge steel with a durable powder coat finish, tapped at 1" intervals for adjustment
- Nickel plated nylon swivel glides standard

MODEL	HEIGHT	WIDTH	DEPTH	WEIGHT	F.C.
38-2287-Cxx	12"-15"	60"	30"	63 lbs	175



Legs adjust from  
**12" - 15"**  
in 1-inch intervals



### TABLETOP LAMINATE OPTIONS

HPL (High Pressure Laminate) available upon request. Must order a minimum of 25 units in the same color.



### DRY ERASE LAMINATES



Dry erase laminates are only available with Black or Gray edgeband except for White Dry Erase HPL, which is available with all edgeband color options.

### EDGEBAND COLORS



### LEG COLOR



**LEAD-TIME:** All models and colors listed with (Standard) tops ship within 1-2 weeks. All models and colors listed with (Markerboard) or (HPL) tops ship within 2-4 weeks (HPL orders must have a minimum of 25 units in the same color). To ship in 1-2 weeks, all products on a purchase order must be 2-week lead-time models or less. If any item on a purchase order is not considered a 2-week lead-time item or less, the entire order will ship at the time the longest lead-time item is available. To ship in 2-4 weeks, all products on a purchase order must be 4-week lead-time models or less. If any item on a purchase order is not considered a 4-week lead-time item or less, the entire order will ship at the time the longest lead-time item is available.

